


St. Soldier International Convent School  
Summer Holiday Homework Session (2026-2027)  
Class - 2



## HINDI

1. अपने पाठ्यपुस्तक के अलावा एक कहानी की किताब पढ़ें। कोई भी 5 शब्दों की सूची बनाओ और उनके अर्थ लिखो।
2. चित्र देखकर वाक्य लिखो।  
कोई भी 3 चित्र चिपकाइए और प्रत्येक पर 3-3 वाक्य लिखिए।  
चित्र के विषय:  
1) फल  
2) जानवर  
3) पक्षी  
4) परिवार  
5) पेड़
3. परिवार के साथ गतिविधि:  
अपने दादा-दादी, नानी-नाना या माता-पिता से एक कहानी सुनिए और उसका नाम लिखिए।  
किसने कहानी सुनाई लिखिए। आपको कहानी से क्या सीख मिली।
4. 'पर्यावरण गतिविधि'  
एक पौधा लगाइए और उसकी 2 सप्ताह तक देखभाल कीजिए। उसकी तस्वीर चिपकाए।
5. छुट्टियों का अनुभव  
"मेरी गर्मी की छुट्टियां" विषय पर 8-10 वाक्य लिखिए।

## ENGLISH

1. Read any story book. Write the title of the story book and write few lines about the character you like the most in the story, in the scrapbook.
2. Cursive writing MY COPY BOOK complete the book till Page number 20.
3. Do the WORKSHEET 1 given on page no. 18 and 19 of the book Grammar Drill
4. Word Tree Activity: Make a colourful "Word Tree" and write 10 describing words (adjectives)
5. Fun Project - My Holiday Diary  
Write about:  
\* A place you visited.  
\* A game you played  
\* A yummy food you ate  
Write 3-4 lines with **each photo**

## E.V.S

1. Celebrate Father's Day on 17th June. Make beautiful card for your father and write few lines expressing your love for your father in the scrapbook.
2. Draw or paste pictures of external and internal body parts in the scrapbook and write two lines on each.
3. Make a poster to save water.  
Or  
Make a poster on importance and use of air by pasting some relevant pictures. (A4 sheet)
4. Do the given worksheets

## PUNJABI

1. Complete the ਸਵਰ ਨਿਰਮਾਣ Up to page number 7.
2. Read page no 7,8,9 from ਸਵਰ ਉਡਾਰੀ।
3. Do page number 10 and 11 of ਸਵਰ ਉਡਾਰੀ।
4. Write ਓ ਤੋਂ ਤ Three times in notebook.
5. Write two letter words ਦੇ ਅੱਖਰ ਵਾਲੇ ਸ਼ਬਦ (10), three letters ਤਿੰਨ ਅੱਖਰ ਵਾਲੇ ਸ਼ਬਦ (10), four letter words ਚਾਰ ਅੱਖਰ ਵਾਲੇ ਸ਼ਬਦ (10) in notebook.

## COMPUTER

1. Activity: Computer Uses Collage

Instructions:

Dear Students,

Cut and paste colourful pictures from magazines, newspapers, or old books showing the use of computers at different places. Write the name of each place neatly below the picture and make a beautiful collage.

Paste Pictures of Computers Used In:

- \* School
- \* Hospital
- \* Bank
- \* Railway Station

Note: This work has to be done in the Computer Fair Notebook.

## MATHS

1. Record the birthdays of your family members in a scrap book. The birthday should be in ascending order of age (youngest members of the family to the eldest member of the family) Also paste pictures of your family member and decorate it in a given manner.
2. Revise tables 0-12.
3. Do the given worksheets.

\* Do All the work in scrap book of all the subjects\*

\*Revise the syllabus done in class for upcoming Unit Test\*

Name : \_\_\_\_\_

Class: \_\_\_\_\_

Date : \_\_\_\_\_



# 2 Digit Addition With Carry

**Working**

<input type="checkbox"/> $\begin{array}{r} 27 \\ + 35 \\ \hline 72 \\ \hline \end{array}$	<p>1<sup>st</sup> add ones place values</p> $7 + 5 = 12$ <p style="text-align: right; margin-right: 10px;">T O</p> <p>Then add tens place values</p> $1 + 2 + 3 = 7$
--	--

*Add the following 2 digit numbers*

$$\begin{array}{r} 25 \\ + 15 \\ \hline \\ \hline \end{array}$$

$$\begin{array}{r} 53 \\ + 29 \\ \hline \\ \hline \end{array}$$

$$\begin{array}{r} 62 \\ + 18 \\ \hline \\ \hline \end{array}$$

$$\begin{array}{r} 47 \\ + 36 \\ \hline \\ \hline \end{array}$$

$$\begin{array}{r} 65 \\ + 25 \\ \hline \\ \hline \end{array}$$

$$\begin{array}{r} 37 \\ + 38 \\ \hline \\ \hline \end{array}$$

$$\begin{array}{r} 48 \\ + 19 \\ \hline \\ \hline \end{array}$$

$$\begin{array}{r} 77 \\ + 24 \\ \hline \\ \hline \end{array}$$

$$\begin{array}{r} 55 \\ + 27 \\ \hline \\ \hline \end{array}$$

$$\begin{array}{r} 31 \\ + 59 \\ \hline \\ \hline \end{array}$$

$$\begin{array}{r} 46 \\ + 35 \\ \hline \\ \hline \end{array}$$

$$\begin{array}{r} 49 \\ + 49 \\ \hline \\ \hline \end{array}$$

Name: \_\_\_\_\_  
Date : \_\_\_\_\_

Name: \_\_\_\_\_  
Date : \_\_\_\_\_

# Ascending Order

Arrange the given numbers in ascending order

1. 19, 89, 57, 75

--	--	--	--

2. 88, 99, 19, 90

--	--	--	--

3. 55, 60, 65, 56

--	--	--	--

4. 42, 12, 34, 84

--	--	--	--

5. 80, 89, 90, 98

--	--	--	--

6. 77, 37, 73, 13

--	--	--	--

7. 59, 56, 15, 50

--	--	--	--

8. 18, 80, 8, 88

--	--	--	--

Name: \_\_\_\_\_  
Date : \_\_\_\_\_

## Descending Order

Arrange the given numbers in descending order

1. 9, 19, 17, 75

--	--	--	--

2. 88, 79, 21, 70

--	--	--	--

3. 25, 40, 15, 51

--	--	--	--

4. 2, 13, 24, 48

--	--	--	--

5. 70, 99, 90, 98

--	--	--	--

6. 66, 33, 77, 55

--	--	--	--


7. 76, 54, 65, 56

--	--	--	--

8. 10, 8, 80, 98

--	--	--	--

Write the ordinal numbers



# Multiplication questions.

$7 \times 4 =$

$5 \times 4 =$

$2 \times 3 =$

$7 \times 10 =$

$8 \times 8 =$

$2 \times 4 =$

$1 \times 7 =$

$8 \times 5 =$

$4 \times 4 =$

$6 \times 2 =$

$9 \times 1 =$

$6 \times 7 =$

$10 \times 10 =$

$3 \times 6 =$

$6 \times 2 =$

$8 \times 1 =$

$9 \times 3 =$

$2 \times 5 =$

$3 \times 6 =$

$9 \times 10 =$

$4 \times 3 =$

$7 \times 1 =$

$8 \times 8 =$

$3 \times 6 =$

$10 \times 1 =$

$4 \times 4 =$

$2 \times 1 =$

$6 \times 3 =$

$5 \times 1 =$

$4 \times 5 =$

$10 \times 3 =$

$3 \times 7 =$

$9 \times 3 =$

$5 \times 5 =$

$1 \times 5 =$

$4 \times 7 =$

$6 \times 6 =$

$1 \times 1 =$

$8 \times 9 =$

Name: \_\_\_\_\_



# Even and Odd Numbers

Circle ODD Numbers

35    22    68

90    78    53

15    42    26

60    58    81

33    72    47

39    19    14

55    24    73

Circle EVEN Numbers

10    74    49

62    98    85

91    67    66

32    29    54

31    94    27

83    70    77

12    52    95

# Body parts

## Worksheets

Name: \_\_\_\_\_

Date: \_\_\_\_\_

Unscramble the letters and write the name of the picture.



e e y

\_\_\_\_\_



a e r

\_\_\_\_\_




o e n s

\_\_\_\_\_



m a r

\_\_\_\_\_



c f a e

\_\_\_\_\_



i h r a

\_\_\_\_\_



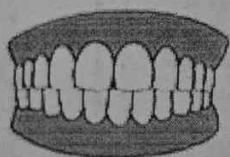
u t o h m

\_\_\_\_\_



n a h d

\_\_\_\_\_



h e t e t



\_\_\_\_\_



o t f o

\_\_\_\_\_

# All About Me



My name is

I am  years old

I am a...




boy




girl

My favorite color is...



I like...

My favorite food is...

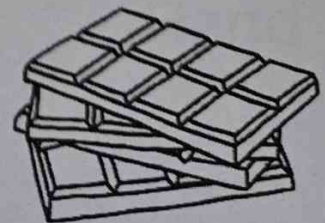
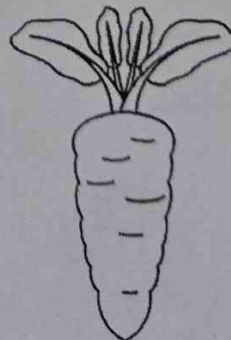


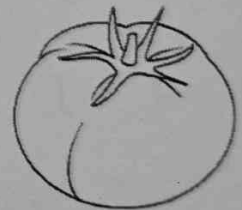
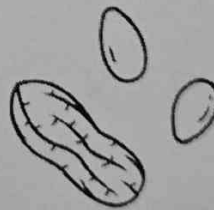

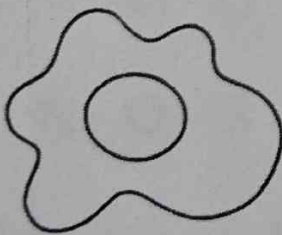



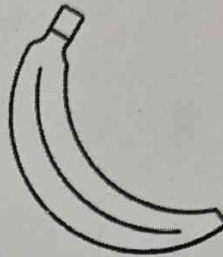



me:

# Healthy vs Unhealthy

Color the healthy foods with green.

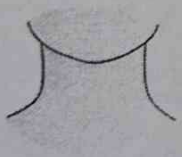
Color the unhealthy foods with red.




Name :

# Find the body parts !

S H M B D L K M P M B Z X S A J  
T A K R R K N O U O Y S T B B  
O N X D W F Y U G J F O O T Y  
M D R J H D U T T U R E T D W  
A Y E N E C K H E Y E Y W F D  
C F S L A A T T N R E E N W V  
H Y K G D K F D L E W R E A R  
V N L R W O Y E M Z A Q F C W  
Y M M D A V K H G A H D B S Y  
M N O S E Y M B C K B E U F K



Neck



Nose



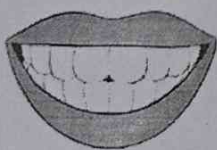
Eye



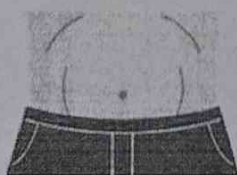
Ear



Hand



Mouth



Stomach



Head



Foot