



PLAY

FUN

HELLO

SUMMER!

SUN

BEACH

“Sunny days learning ways “

Let's make this summer bright, fun and full of learning.

Splash into summer with fun with cool activities.

1. Complete all the worksheets according to the given instructions.
2. Make your child learn 5 to 6 lines on his/ her favourite moment during the summer break they will share with us when they will return.
3. Write a to p in English notebook (3 times)
4. Write 1 to 30 in maths notebook (3 times)

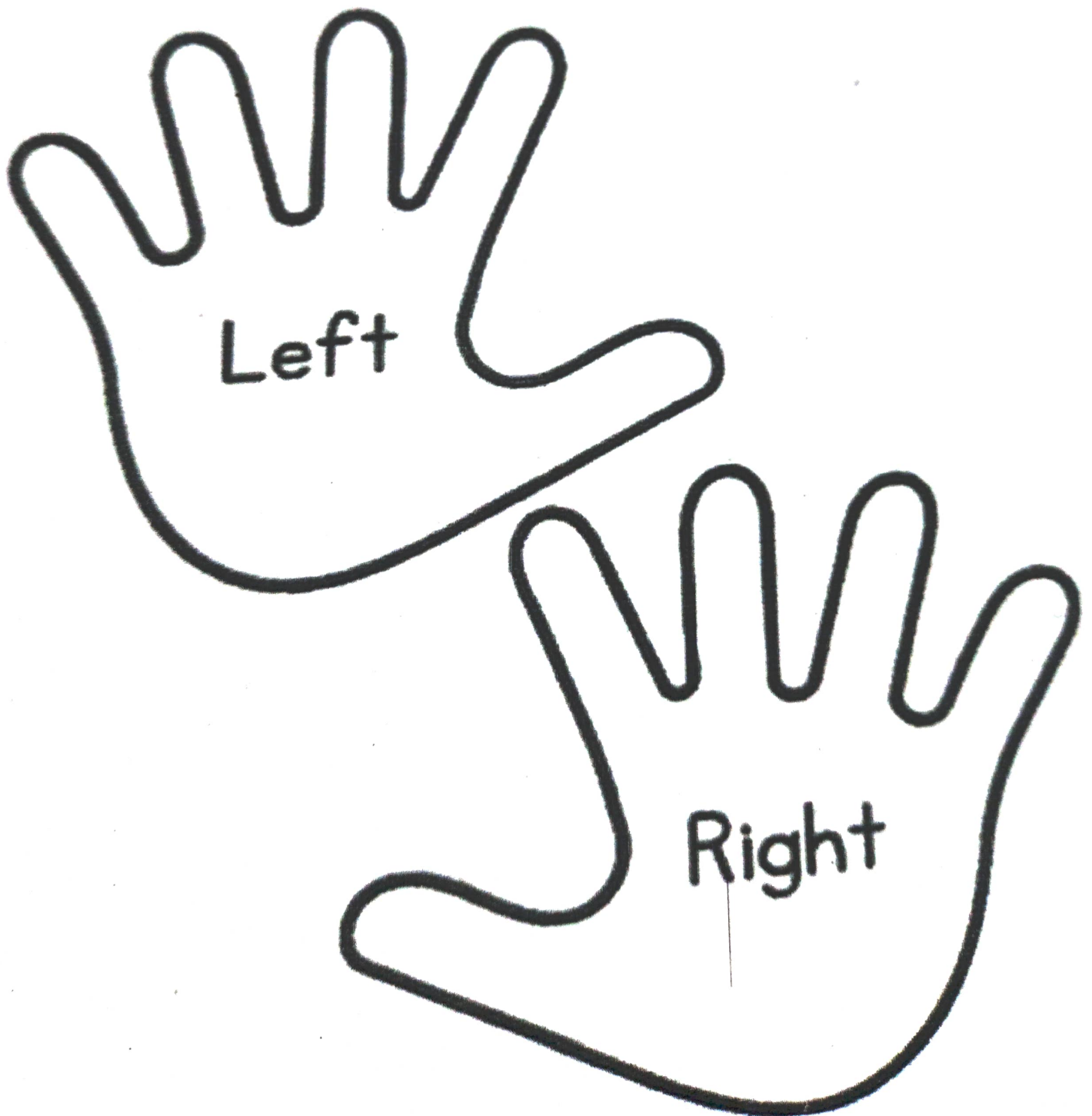
Paper tearing and pasting in mango.



MANGO


Worksheet 2

Decorate the palms with your
handprints













Colour the lemonade and paste straw.

Worksheet



Numbers 11 - 20










I can count and write my numbers.


Worksheet 5

Colour the things that are heavy and
circle the things that are light

Heavy	Light
-------	-------









Colour it according to given instructions




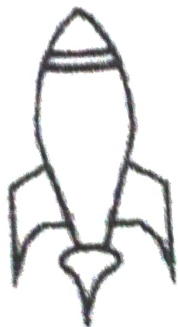




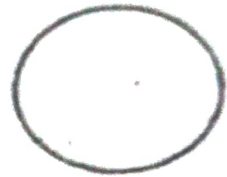

Name: _____

Summer Clothing






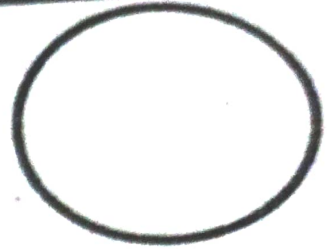

Directions: Color the clothing you would wear in the summer.



Circle the picture that is different.



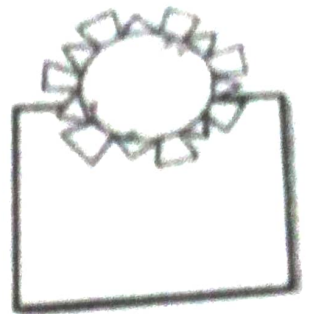
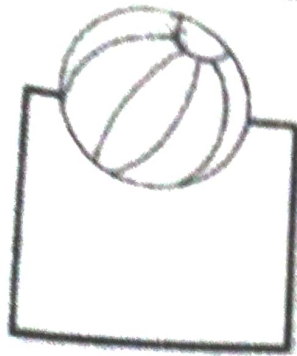
Circle the five differences and colour the picture.



Name: _____

Summer I Spy


Count how many of each object you see in the picture below




Worksheet 11

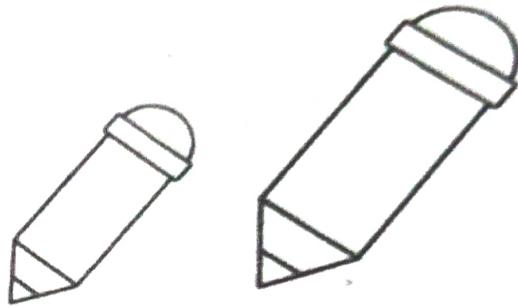
Big and Small

Task: Color according to the BIG and SMALL tags

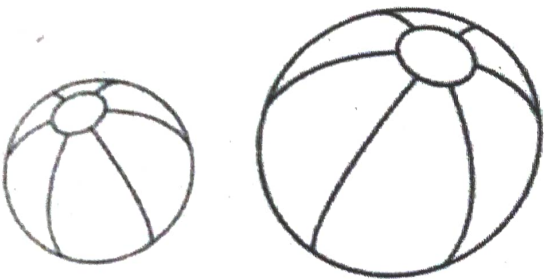
 Small




 Big




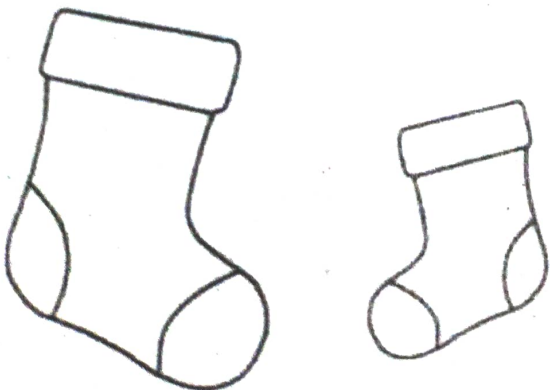
 Big




 Small



 Small




 Big




Worksheet 12

Write the small letters in front of the capital letters

A



B




C



D




E




F



G



H



I



J



K




L




M




N



O



P






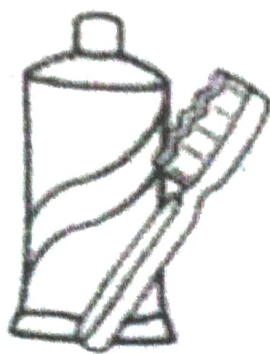
Count the parts of your body and write the number.

- I have  eyes
- I have  mouth
- I have  ears
- I have  fingers
- I have  legs
- I have  arms
- I have  toes
- I have  nose

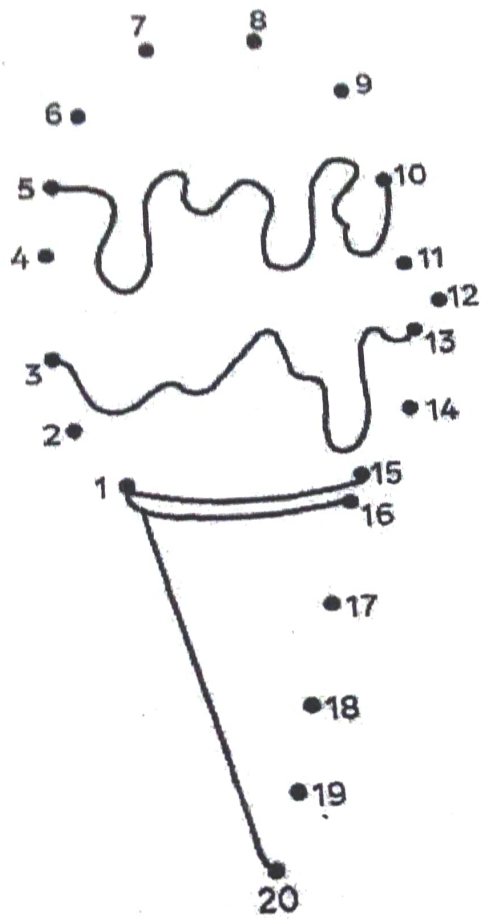
1 2 3 4 5 6 7 8 9 10

What do we need?

Draw a line to where on the body you use these products.



Connect the dots



Make flowers with lady finger.