

A black and white line drawing of a summer holiday scene. At the top, a smiling sun with rays is in the center, flanked by a palm tree on the left and an umbrella on the right. There are clouds and birds in the sky. The words "SUMMER HOLIDAYS" are written in large, bubbly, dashed letters across the middle. Below this, a banner with a heart on each end contains the text "UKG CLASS". In the bottom left, there is a sandcastle, a bucket, and a shovel. In the bottom center, a signpost has three arrows pointing right with the words "PLAY", "LEARN", and "GROW". In the bottom right, a bear wearing sunglasses and a hat sits in a lounge chair reading a book, with a drink and a beach ball nearby. The entire scene is enclosed in a dashed border.

SUMMER HOLIDAYS

UKG CLASS

Name: _____

Class: _____

Section: _____

PLAY

LEARN

GROW

Dear Parents,

During the summer vacation try to spend quality time with your children. Please remember that

STORMS DON'T LAST FOREVER, THIS TOO SHALL PASS.

In this summer vacation, we have planned some holiday homework such as activities, worksheets, and many more for children to enhance his/her learning skills in a fun filled way and to ensure that they will continue the learning process within the security of their homes. Please make sure that your child keeps in touch with reading, writing and practicing school work.

IMPORTANT TIPS FOR PARENTS AND STUDENTS

- It's SUMMER TIME again. Time for strengthening family bond, tying threads of family tree, sharing joys and sorrows, having a good time together. Do shower your love and care on people you meet and get loads of blessings in return.
- Follow a routine.
- Start your day with yoga and exercises.
- Eat healthy and nutritious food.
- Help your family in household work.
- Enjoy indoor games.
- Take good care of your health and hygiene. Avoid heavy and oily food and increase intake of fresh fruits and water to keep yourself well hydrated and energetic.
- Use Holiday Homework as an opportunity to spend quality time together. Let your child take the lead and use his/ her imagination, creativity and knowledge to do the assigned task. The role of the parent is to be a facilitator and guide to steer the child in the right direction. He/ She will find his own destination. Original work of students will receive greater recognition and appreciation.

This way, you can make vacation more interesting and meaningful. We are certain that you

will cooperate with us always in endeavour. I thank you all for your support.

STAY HEALTHY STAY SAFE.


Sample for reference

My Map

By: LUCY



My Heart Map



INTERNATIONAL YOGA DAY- 21ST JUNE

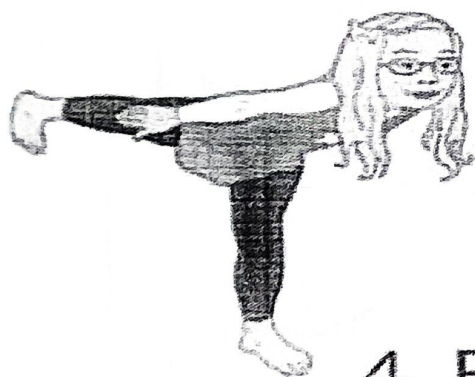
SPRING YOGA



1. Say hello to the sun.



2. Pretend to be a tree.



3. Pretend to be a flying bird.

4. Pretend to be the falling rain.




5. Pretend to be planting seeds.

Perform the given set of yoga poses under guidance of your parents on the occasion of International Yoga Day on 21st June.

Make video while performing the Yoga poses.

Express your emotions, thoughts and creativity through colours on pebbles.



Hindi Holidays Homework (UKG)

मेरी स्वर बुक बनाने के लिए निर्देश (UKG के लिए)

सामग्री:

1. रंगीन कागज (A4 साइज़)
2. गोंद / फेवीस्टिक
3. कैंची (बच्चों से दूर रखें)
4. स्केच पेन / क्रेयॉन
5. चित्र (अ, आ, इ... आदि से शुरू होने वाले)

निर्देश:

1. कवर पेज तैयार करें:

- एक रंगीन कागज पर "मेरी स्वर बुक" लिखें।
- बच्चे का नाम और कक्षा भी लिखें।
- कोई सुंदर चित्र चिपकाएँ (जैसे आम, इमली, उल्लू)

2. हर पेज पर एक स्वर लें:

- हर पेज को एक स्वर (अ से अ: तक) के लिए रखें।
- स्वर को बड़े अक्षरों में ऊपर लिखें।

3. स्वर से संबंधित चित्र चिपकाएँ या बनवाएँ:

- बच्चे से उस स्वर से शुरू होने वाले चित्र बनवाएँ या तैयार चित्र चिपकाएँ।
- जैसे:
 - ▶ "अ" - अनार
 - ▶ "आ" - आम
 - ▶ "इ" - इमली
 - ▶ "ई" - ईख
 - ▶ आदि...

4. चित्र के नीचे नाम लिखें:

- हर चित्र के नीचे उसका नाम लिखें (जैसे "अनार")।

5. पेज सजाएँ:

- बच्चे को रंग भरने दें।
- स्केच पेन या स्टिकर से पेज सजाएँ।

6. बुक को स्टेपल करें या रिबन से बाँधें:

- अंत में सभी पेज को क्रम में लगाएँ और स्टेपल करें।
- चाहें तो रंगीन रिबन से बाँध सकते हैं।

नोट:

बच्चों को बनाने में शामिल करें — इससे वे स्वर जल्दी और खुशी से सीखते हैं।

Name : _____

Date : _____

These five letters are called vowels.

a e i o u


Circle the vowels in these words.

wig	bat	pen	hut	hot
pit	pat	pet	pot	put
pan	pin	sit	set	sat
fox	fix	mad	bad	bid
bed	bud	cot	nut	fun

Fill the gaps with the right vowels.




b_g



b_g



b_y



b_d



b_n

St. Soldier International Convent School

Session : 2026-2027

English Worksheet (UKG)

NAME- _____

DATE _____

A short vowel word is any word that does not allow the vowel within it to produce a long vowel sound.

Circle the short vowel (a, e, i, o, u) in each word.

a p p l e	s t u c k	b r u s h	h i t
p o n d	r u n	r a n g	h u t
b a t h	p e n	p l u m	w e b
t a n k	a x e	r a c k	c i t y
m a t h	s h o p	p e t	l a m p
u g l y	l e g	t h i n	i n c h

St. Soldier International Convent School

Maths Worksheet - UKG

What comes before?

T	O	T	O
		2	1
		3	3
		4	5
		5	6
		6	7
		7	0
		8	9
		9	1
		9	0
		1	1
		1	5

T	O	T	O
		1	2
		2	4
		1	6
		6	8
		3	2
		4	2
		1	3
		2	2
		4	4
		2	0
		8	0

St. Soldier Interational Convent school

Maths Worksheet- UKG

What Comes After?

T	O	T	O
2	5		
3	6		
4	8		
6	2		
7	8		
9	2		
4	6		
0	7		
2	5		
8	3		

T	O	T	O
2	7		
3	8		
5	0		
6	4		
5	0		
8	0		
6	1		
8	9		
5	4		
3	0		

St. Soldier International Convent School, Mohali

Worksheet
Subject- EVS
Class- UKG

Q1. Look at the picture and colour the correct word.



Cooking

Walking

Eating

Dancing



Eating

Reading

Drinking

Writing



Playing

Sleeping

Running

Waiting



Standing

Sleeping


Sitting

Watching

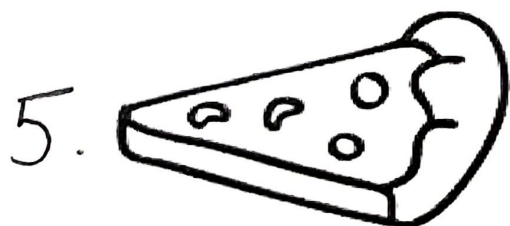


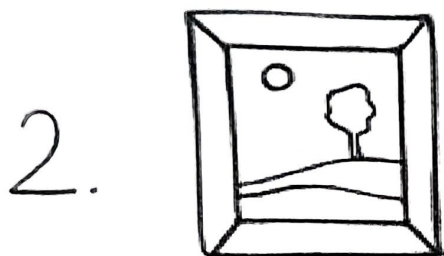
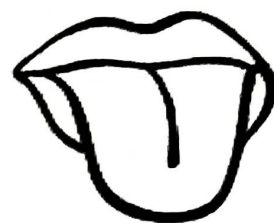



Q1. With the help of helping box label the body parts.

head / hair / eye / ear / nose / mouth
arm / hand / finger / leg / foot / toe



Q1. Match the following



St. Soldier International Convent School, Mohali

Worksheet

Subject- EVS

Class-UKG

Q1. Look at the picture and circle the correct word



father

grand father

brother



brother

sister

father



mother

grandmother

sister



father

grandfather

brother



sister

brother

mother









grandmother

grandfather

father

Family members

Look at the picture, fill in the missing letter.

1. f h 
2.  o r
3. b o h 
4.  s r
5. g n a r 
6. r d t e 

Name- _____

Date- _____

Word Matching

Match the words with the pictures.


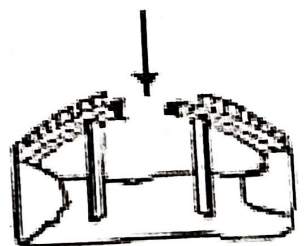


map

lap

gap

cap

nap




St. Soldier International Convent School, Mohali
English Worksheet
UKG

Name- _____

Date- _____


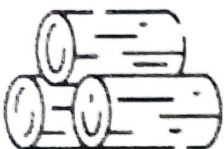
Q1. Look at the picture and write the correct word.



Name- _____

Date- _____

Q1. Match the picture with the correct word.



boy

fox

box

dog

log

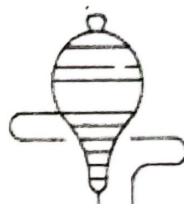

hot

dot

top

toy

ox



St. Soldier International Convent School
Session (2026-2027)
EVS Worksheet (UKG)

Name: _____

Date: _____

Match name with the body part

NAME

PICTURE

1. HEAD

2. HAND

3. FOOT

4. EYE

5. NOSE

6. MOUTH

